

## Retrieving Purchased Reports Online or Subscriptions

1. Go to [www.hwmarketintelligence.com](http://www.hwmarketintelligence.com)
2. Select **My Account** in the upper-right hand corner.



3. If you already have a user account and password, click on the **Login Now** link and log in. If you do not have a Hanley Wood user account, complete the registration form and create an account.

**Existing User - Login:**

If have already registered at [hwmarketintelligence.com](http://hwmarketintelligence.com), [login now](#).

**New User - FREE Registration:** \* = required field

If you are a new [hwmarketintelligence.com](http://hwmarketintelligence.com) user, register here. Registering at [hwmarketintelligence.com](http://hwmarketintelligence.com) is **free!**

\* First Name:

\* Last Name:

Title:

\* Phone:  Ext:

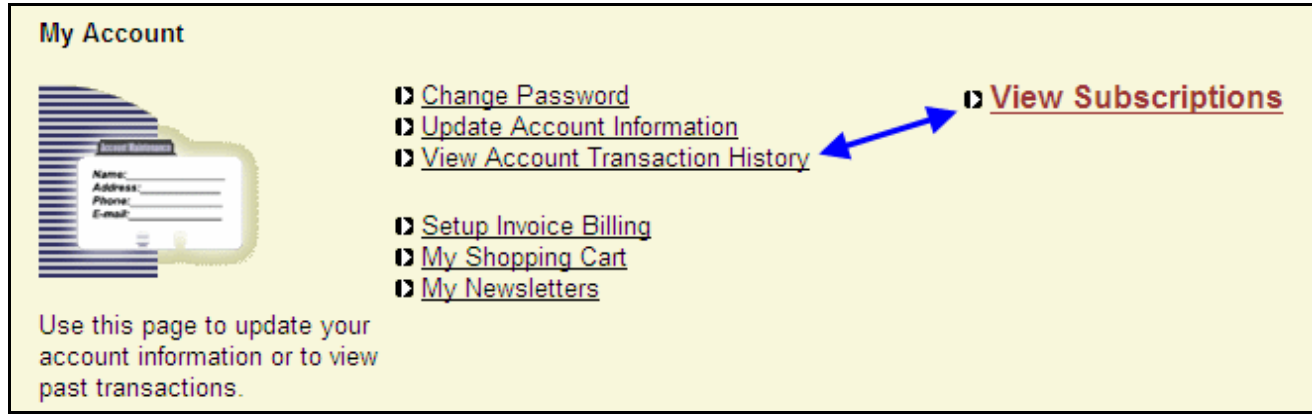
Fax:

\* Company:

Call 1.877.275.8647 for Technical Support

## Retrieving Purchased Reports Online or Subscriptions

4. Once you've logged in, select **View Account Transaction History** for one-time purchases or select **View Subscriptions** for subscribers.




5. The report name(s) shown will only appear for those reports that you have purchased on-line or subscribed. For subscriptions, select the report you want to retrieve.



## Retrieving Purchased Reports Online or Subscriptions

- Using the drop-down menu, choose the **Market** and other appropriate selections you want to include in your report. (**NOTE:** To see a map of your geographical selection, click on **View Map**).

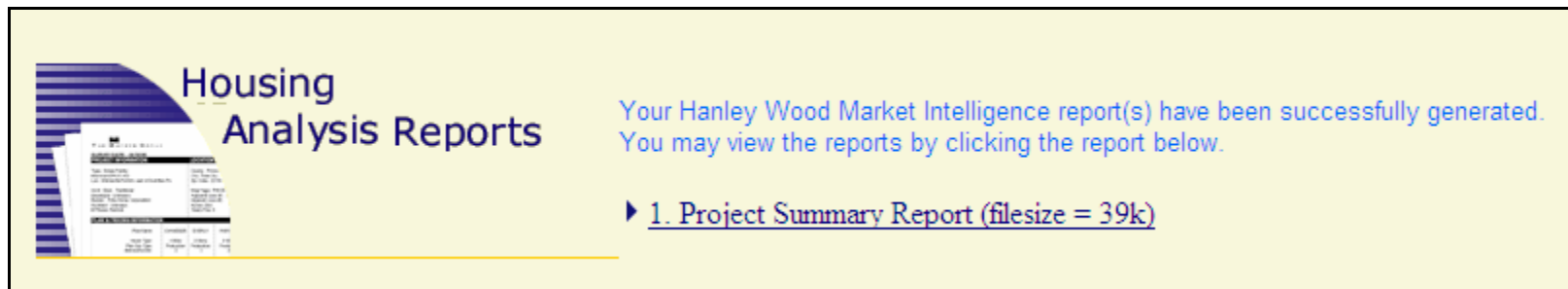


The screenshot shows a web form titled "Project Summary Report" with the following fields and options:

- Market:** (Select Market to show counties) - Orange County, CA - View map
- County:** (Select a County to show submarkets) - Orange, CA - View map
- SubMarket:** (Select a SubMarket to show projects) - Central - View map
- Product Type:** ALL (dropdown menu with options: Single Family, Townhouse/Plex, Condominium)
- From:** January 2008
- To:** August 2008

At the bottom right, there are three buttons: "Back", "Reset", and "Continue". A blue arrow points to the "Continue" button.

- After your selections are complete, select **Continue**.
- Once the report is generated and you may select the report to print or save.



**Housing Analysis Reports**

Your Hanley Wood Market Intelligence report(s) have been successfully generated. You may view the reports by clicking the report below.

- ▶ [1. Project Summary Report \(filesize = 39k\)](#)